

Climate Action Tracker

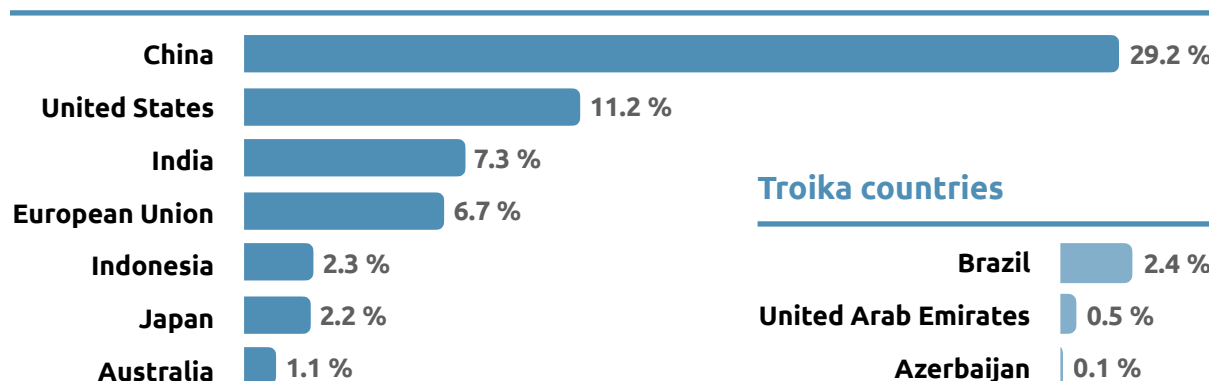
1.5-aligned 2035 targets for major emitters and Troika countries

November 2024

According to our latest global warming update, we estimate that end of century warming will reach 2.6°C with present 2030 targets.¹ Emissions levels expected as a result of both targets and actions have stagnated and temperature projections have remained almost completely unchanged over the last three years, underscoring an urgent need to revitalise global climate action.

This briefing focuses on seven large emitters (China, the United States, India, the European Union, Indonesia, Japan and Australia) and the COP “Troika” countries (the UAE, Azerbaijan and Brazil) that, together, were responsible for 63% of global greenhouse gas emissions in 2022.

Major emitters



These countries need to show international leadership in order to drive climate action, including setting ambitious 2030 and 2035 emissions reduction targets, and strengthening their domestic mitigation measures to meet those targets. As governments are expected to submit new NDCs, we assess what they can do to align their 2030 and new 2035 NDC targets with 1.5°C.

Together, the [COP Presidencies Troika](#), released their [Roadmap to 1.5°C](#) with the stated aim of enhancing climate action to keep 1.5°C within reach. However instead of transitioning away from fossil fuels, all three plan to extract more fossil fuels, creating a profound mismatch between words and action.

No 1.5°C compatible world can see fossil fuel use increase: it needs to be phased out. A transition away from fossil fuels cannot start with expanding their use.

This report presents 2030 and 2035 targets that align with the CAT’s modelled domestic pathways towards 1.5°C. These pathways reflect ambitious mitigation from current emissions levels. However, the targets alone do not constitute an overall fair contribution to the 1.5°C limit. For developed countries, reducing their domestic emissions to these levels and supplementing this further with significant financial and other support for developing countries would constitute an equitable contribution to the 1.5°C limit. For many developing countries bring emissions to these levels is only achievable by receiving significant financial and other support.

The targets presented are based on the reference year used by each country in its NDC, allowing for consistent and comparable tracking of progress.

¹ This scenario does not include weak 2030 targets (i.e. a target that a country can easily meet now based on its current policy action), instead we take the level of emissions anticipated under those policies.

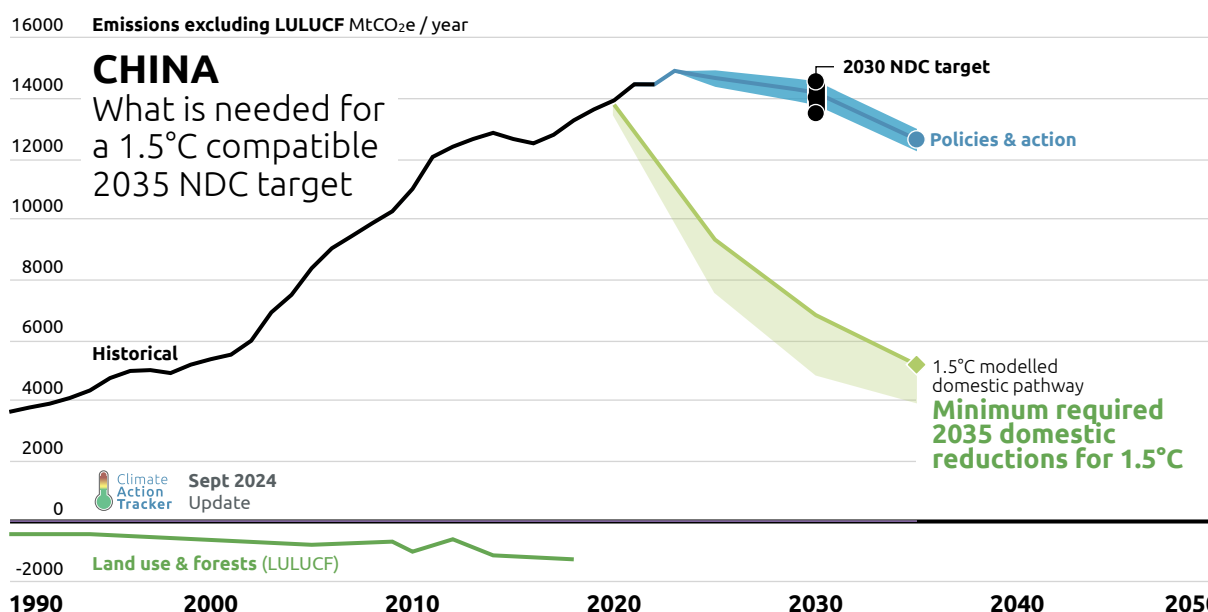


Table of Contents

1.5-aligned 2035 targets for major emitters & Troika countries	i
Major emitters.....	1
China.....	1
United States.....	2
India.....	3
European Union	4
Indonesia.....	5
Japan.....	6
Australia	7
Troika countries	8
Brazil.....	8
United Arab Emirates.....	9
Azerbaijan	10
Annex 1: Assumptions.....	11
Annex 2: Emissions levels	12

Major emitters

CHINA



CHINA	INCLUDING land use & forests	EXCLUDING land use & forests
2030 targets	Emissions reductions from 2023 levels	
Current 2030 NDC target	- ²	5–10%
1.5°C compatible Target aligned with 1.5°C modelled domestic pathways	66%	55%
2035 targets		
1.5°C compatible Target aligned with 1.5°C modelled domestic pathways	78%	66%

An NDC in line with 1.5°C compatible modelled domestic pathways for China: 66% below 2023 levels by 2030 and 78% below 2023 levels by 2035 (emissions from all sectors, including LULUCF).

Although recent projections suggest that China’s emissions will peak before 2025 (five years earlier than its 2030 target), current policies remain well off track from our 1.5°C modelled domestic pathway. Under current policy projections, China’s 2035 gross emissions (excl. LULUCF) will be 12,300–13,000 MtCO₂e more than double the gross emission levels (5,200 MtCO₂e) that would be needed to align with the 1.5°C modelled domestic pathway.

A minimum 27% reduction in total GHG emissions (excl. LULUCF) from 2023 levels by 2035 is crucial for China to stay on track for its 2060 domestic net zero target, assuming a linear decline in emissions from the peak to 2060.

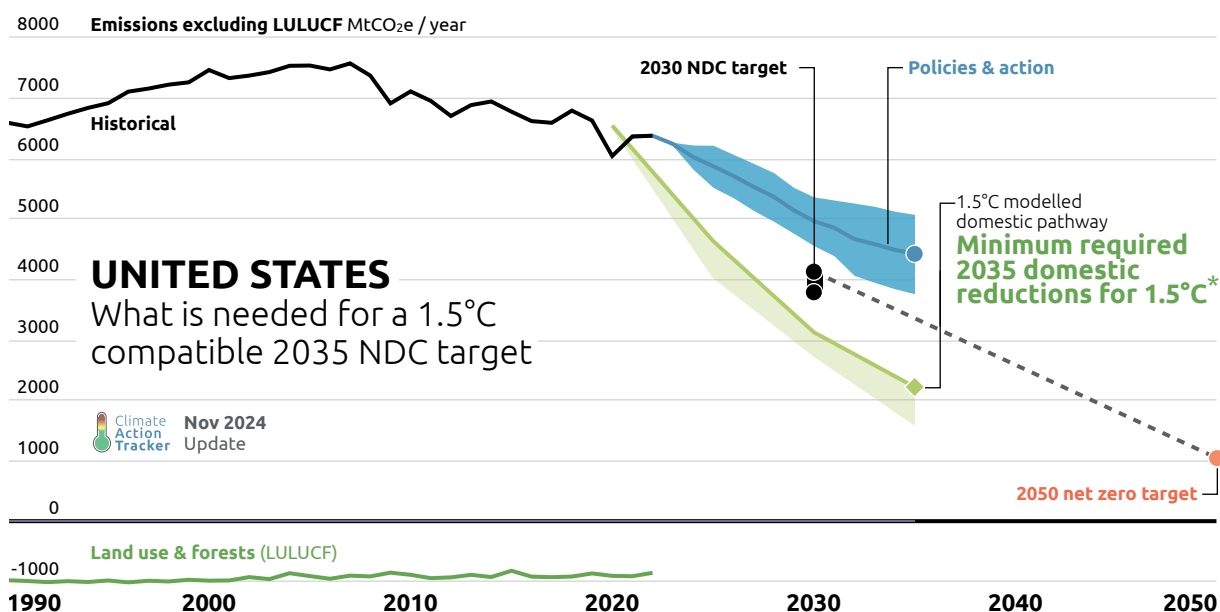
A strong 2035 NDC will also see China strengthen its energy-related targets, with a higher penetration of renewables targets – and correspondingly lower use of fossil electricity - driving higher ambition

For further details on China’s current policies and action, please see our [China assessment](#).

2 China does not yet express its NDC with respect to total GHG emissions.



UNITED STATES



UNITED STATES	INCLUDING land use & forests	EXCLUDING land use & forests
2030 targets	Emissions reductions from 2005 levels	
Current 2030 NDC target	50–52%	40–44%
1.5°C compatible Target aligned with 1.5°C modelled domestic pathways*	65%	58%
2035 targets		
1.5°C compatible Target aligned with 1.5°C modelled domestic pathways*	80%	70%

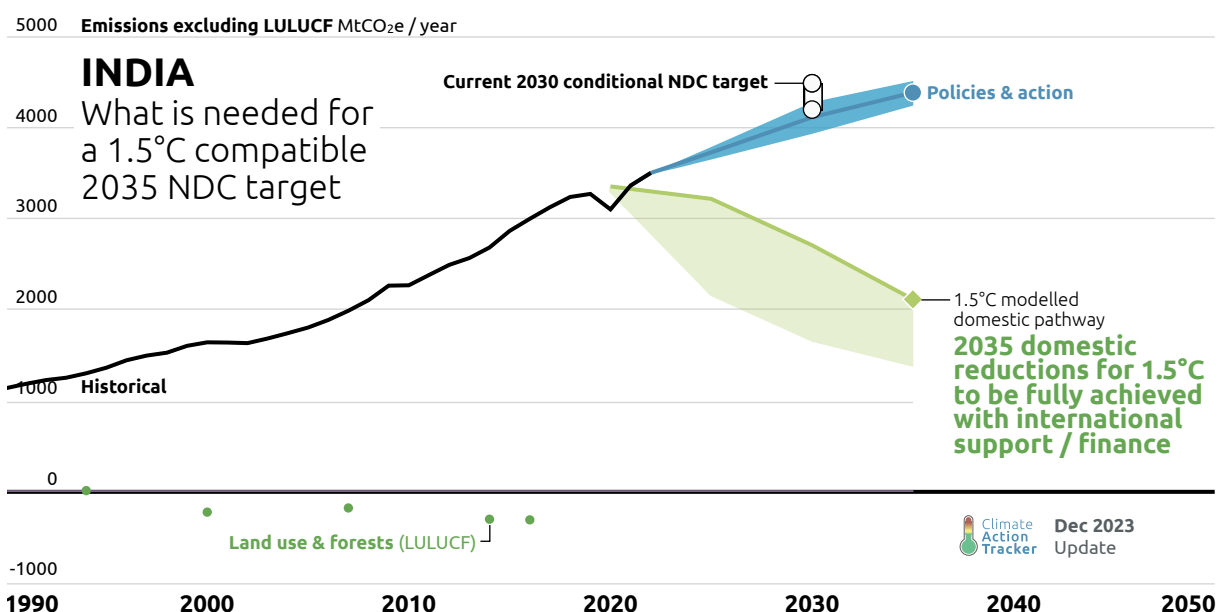
An NDC in line with 1.5°C compatible modelled domestic pathways for the US: 65% below 2005 levels by 2030 and 80% below 2005 levels by 2035 (emissions from all sectors, including LULUCF).

The US is currently taking action to reduce emissions (e.g. via the Inflation Reduction Act, which has led to emissions reductions, particularly in the power sector). However, the US is also simultaneously increasing oil and gas production. Current policy projections indicate that US emissions in 2035 will be around 3,800–5,100 MtCO₂e (excl. LULUCF) or 33–50% below 2005 levels. To be on our 1.5°C modelled domestic pathway, the US emissions in that year should be 2,225 MtCO₂e (excl. LULUCF). This would require a 70% emissions reduction (excl. LULUCF) or an 80% emissions reduction below 2005 levels (incl. LULUCF).

For further details on the US current policies and action, please see our [US assessment](#).

* Developed (Annex I) countries need to meet their fair share obligations under the Paris Agreement by reducing emissions as much as possible domestically, while also supporting developing (Annex II) countries in reducing theirs. The 1.5°C modelled domestic pathway for developed countries represents the global least-cost emissions reductions that a country should achieve at home. Significant climate finance & international support often need to be provided in addition to ensure the country meets its fair share obligations.

INDIA



INDIA	INCLUDING land use & forests	EXCLUDING land use & forests
2030 targets ³		
Change from 2005 levels		
Current 2030 Conditional NDC	-	133–149% ⁴ above 2005 levels
1.5°C compatible Target aligned with 1.5°C modelled domestic pathways	25% above 2005 levels	50% ⁴ above 2005 levels
2035 targets		
1.5°C compatible Target aligned with 1.5°C modelled domestic pathways	5% above 2005 levels	18% ³ above 2019 levels

An NDC in line with 1.5°C compatible modelled domestic pathways with significant international support & finance for India: up to 25% above 2005 levels by 2030 and up to 5% above 2005 levels by 2035 (emissions from all sectors, including LULUCF).⁶ Achieving this level of action will not be possible without India receiving substantial finance and other support.

Despite substantial progress in rolling out renewables, India's current policies support coal and its production, and imports reached a record high in the first half of 2024. Continued expansion of coal-fired power is a major driving force behind the upward trend of India's current policy projections which, by 2035, are set to reach 4,273 – 4,529 MtCO₂e (excl. LULUCF) or 135 - 150% above 2005 levels. To align with our 1.5°C modelled domestic pathway, however, India's emissions would need to be about 2,100 MtCO₂e in 2035 (excl. LULUCF) or 18% above 2005 levels.

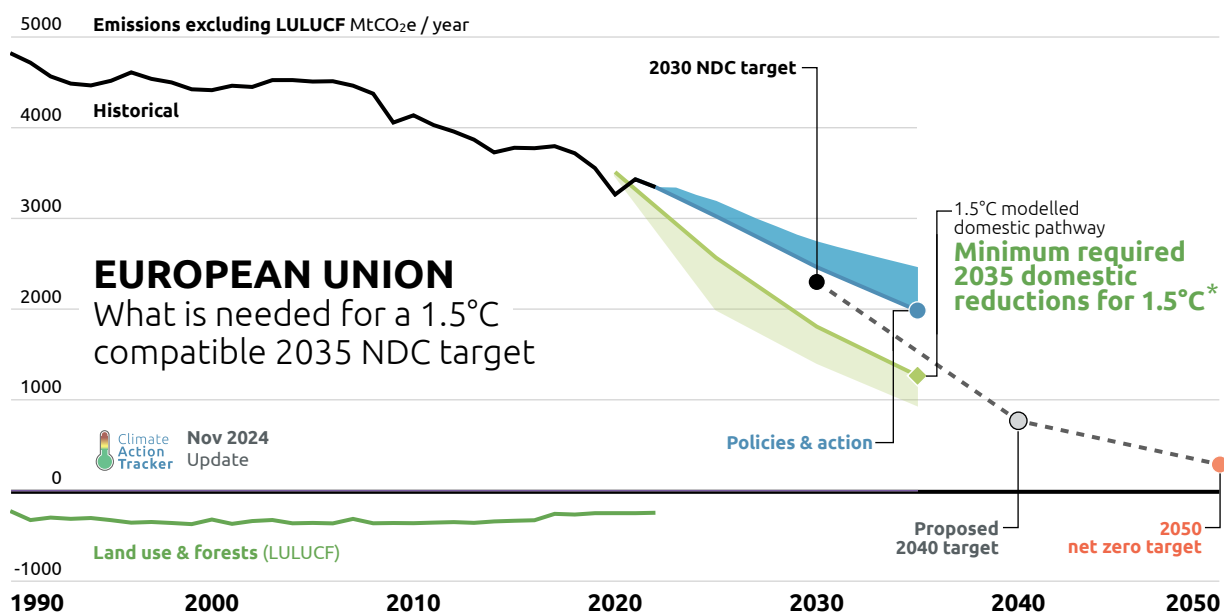
For further details on India's current policies and action, please see our [India assessment](#).

3 India does not yet express its NDC with respect to total GHG emissions. The reductions shown here are based in the CAT analysis if India's NDC as stated "Reduce its emissions intensity by 45% below 2005 levels by 2030 (excluding LULUCF) and to increase the share of non-fossil power capacity to 50% by 2030."

4 In the terms expressed by India's 2030 NDC this would be to reduce its emissions intensity by 68% below 2005 levels by 2030 and to increase the share of non-fossil capacity to 84% by 2030.

5 In the terms expressed by India's 2030 NDC this would be to Reduce its emissions intensity by 82% below 2005 levels by 2035 and to increase the share of non-fossil capacity to around 90% by 2035

6 Given India has not reported LULUCF emissions for 2005, we have taken the same level as reported for 2007, according to their latest inventory.



EUROPEAN UNION	INCLUDING land use & forests	EXCLUDING land use & forests
2030 targets		
Emissions reductions from 1990 levels		
Current 2030 NDC target	At least 55%	At least 52 %
1.5°C compatible Target aligned with 1.5°C modelled domestic pathways*	At least 68%	At least 62%
2035 targets		
1.5°C compatible Target aligned with 1.5°C modelled domestic pathways*	At least 78%	At least 74%

An NDC in line with 1.5°C compatible modelled domestic pathways for the EU: at least 68% below 1990 levels by 2030 and at least 78% below 1990 levels by 2035 (emissions from all sectors, including LULUCF).

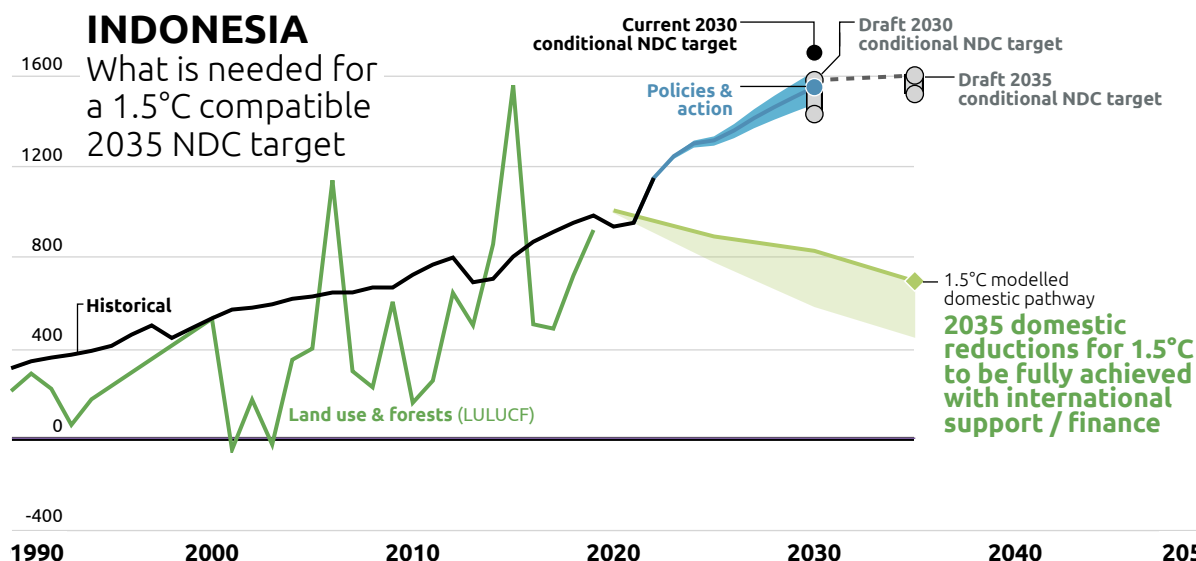
The EU has set a target for 2030 of at least 55% reduction below 1990 levels and proposed a target for 2040 target of 90% below 1990 levels (both targets incl. LULUCF) but has not yet set a target for 2035. Emissions would need to fall to 1,020 MtCO₂e (incl. LULUCF), which translates into a 78% reduction in emissions below 1990 from all sectors by 2035 to be in line with our 1.5°C modelled domestic pathway. Under current policies projections, the EU’s emissions would be about 2,000–2,500 MtCO₂e (excl. LULUCF) in 2035, or 49-59% below 1990 levels (excl. LULUCF). The EU is set to miss our 1.5°C modelled domestic pathway of at least 74% below 1990 levels excl. LULUCF by a large margin. Meanwhile, the EU is calling for stronger action for global fossil fuel phase-out, but still fails to set clear fossil fuel phase-out targets at home.

For further details on the EU’s current policies and action, please see our [EU assessment](#).

* Developed (Annex I) countries need to meet their fair share obligations under the Paris Agreement by reducing emissions as much as possible domestically, while also supporting developing (Annex II) countries in reducing theirs. The 1.5°C modelled domestic pathway for developed countries represents the global least-cost emissions reductions that a country should achieve at home. Significant climate finance & international support often need to be provided in addition to ensure the country meets its fair share obligations.

INDONESIA

2000 Emissions excluding LULUCF MtCO₂e / year



INDONESIA	INCLUDING land use & forests	EXCLUDING land use & forests
2030 targets	Change from 2019 levels	
Draft 2030 conditional NDC target	18–29% above 2019 levels	57–73% above 2019 levels
1.5°C compatible Target aligned with 1.5°C modelled domestic pathways	28% below 2019 levels	7% below 2019 levels
2035 targets		
Draft 2035 conditional NDC target	11–23% above 2019 levels	67–76% above 2019 levels
1.5°C compatible Target aligned with 1.5°C modelled domestic pathways	51% below 2019 levels	22% below 2019 levels

An NDC in line with 1.5°C compatible modelled domestic pathways with significant international support & finance for Indonesia: 28% below 2019 levels by 2030 and 51% below 2019 levels by 2035 (emissions from all sectors, including LULUCF). Achieving this level of action will not be possible without Indonesia receiving substantial finance.

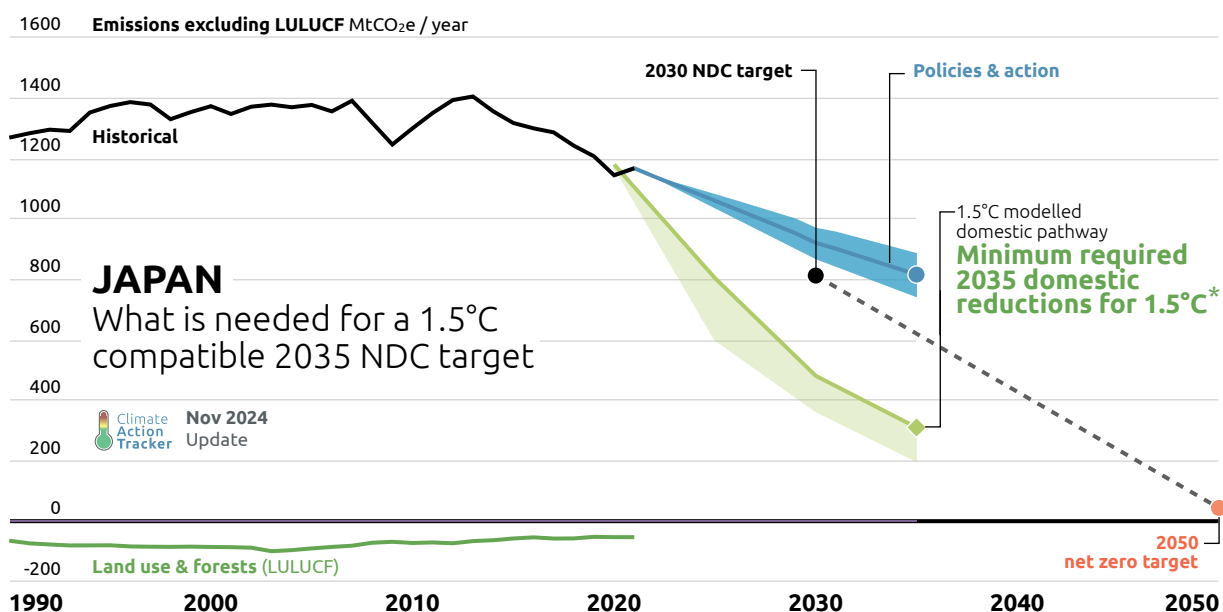
Indonesia's draft conditional NDC aligns with its ambitious long-term goal to reach net zero by 2060 or sooner but relies on very steep emissions reductions after peaking in 2035. These steep reductions after 2035 may be unrealistic in the absence of significantly more ambitious policy and international support & finance. By 2035, Indonesia's emissions would need to fall to 550 MtCO₂e (incl. LULUCF) to align with our 1.5°C modelled domestic pathway, which is 51% below 2019 levels.

Despite Indonesia's heavy reliance on forestry sinks to meet its climate goals, it has made no explicit commitment to halt deforestation and lacks strong policy to drive emissions reductions in the LULUCF sector. The energy sector is another key area for Indonesia's climate goals, where the JETP Secretariat is working on a plan to phase-out on-grid coal-fired power plants, scale up renewables and decarbonise off-grid power generation.

For further details on the Indonesia's current policies and action, please see our [Indonesia assessment](#).



JAPAN



JAPAN	INCLUDING land use & forests	EXCLUDING land use & forests
2030 targets		
Emissions reductions from 2013 levels		
Current 2030 NDC target	46%	42 %
1.5°C compatible Target aligned with 1.5°C modelled domestic pathways*	69%	66%
2035 targets		
1.5°C compatible Target aligned with 1.5°C modelled domestic pathways*	81%	78%

An NDC in line with 1.5°C compatible modelled domestic pathways for Japan: 69% below 2013 levels by 2030 and 81% below 2013 levels by 2035 (emissions from all sectors, including LULUCF).

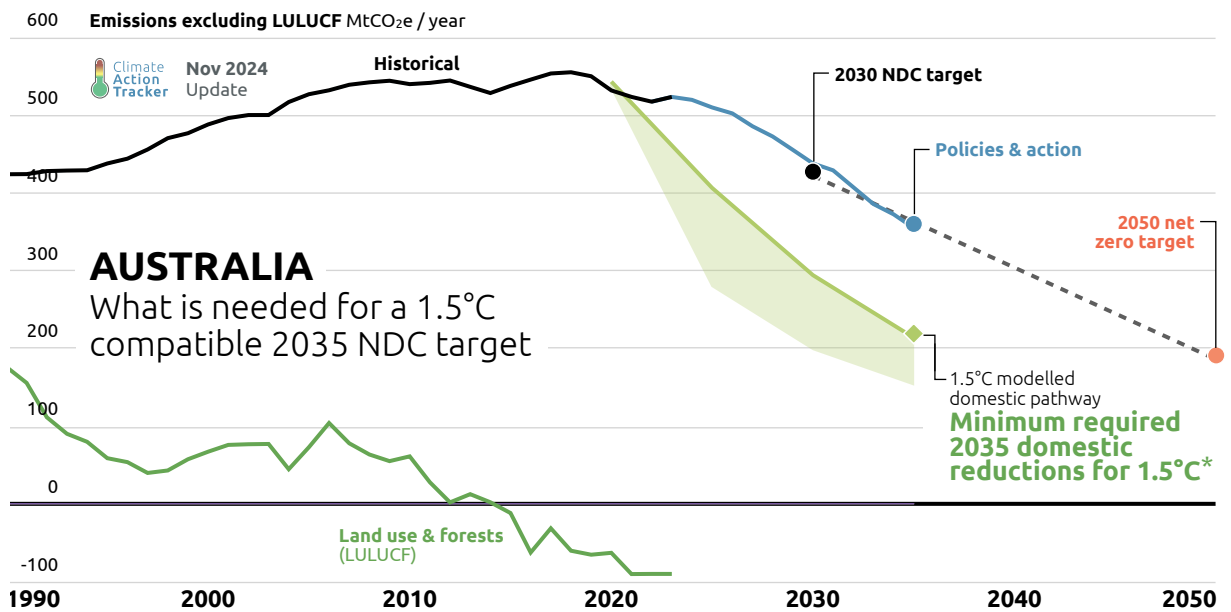
Japan's current policies would lead to emissions levels of 746–887 MtCO₂e (excl. LULUCF) in 2035, well above the 311 MtCO₂e (excl. LULUCF) necessary to be 1.5°C compatible. This would translate into a target of 81% (incl. LULUCF) or 78% (excl. LULUCF) below 2013 levels by 2035. Japan's commitment to what it terms "clean coal" – an oxymoron that serves to hide continued reliance on the highest polluting fossil fuel – puts it on a pathway inconsistent with limiting warming to 1.5°C.

For further details on the Japan's current policies and action, please see our [Japan assessment](#).

* Developed (Annex I) countries need to meet their fair share obligations under the Paris Agreement by reducing emissions as much as possible domestically, while also supporting developing (Annex II) countries in reducing theirs. The 1.5°C modelled domestic pathway for developed countries represents the global least-cost emissions reductions that a country should achieve at home. Significant climate finance & international support often need to be provided in addition to ensure the country meets its fair share obligations.



AUSTRALIA



AUSTRALIA	INCLUDING land use & forests	EXCLUDING land use & forests
2030 targets		
Emissions reductions from 2005 levels		
Current 2030 NDC target	43%	20%
1.5°C compatible Target aligned with 1.5°C modelled domestic pathways*	62%	44%
2035 targets		
1.5°C compatible Target aligned with 1.5°C modelled domestic pathways*	77%	59%

An NDC in line with 1.5°C compatible modelled domestic pathways for Australia: 62% below 2005 levels by 2030 and 77% below 2005 levels by 2035 (emissions from all sectors, including LULUCF).

Australia's overreliance on land sector emissions sequestration obscures its underwhelming efforts to reduce emissions from fossil fuels (both production and combustion) and industrial processes. Current policy projections indicate that Australia's 2035 emissions will be 355 MtCO₂e (excl. LULUCF) or 33% below 2005 levels, whereas they need to fall to 214 MtCO₂e (excl. LULUCF) or at least 59% below 2005 levels to be compatible with 1.5°C modelled domestic pathways.

Australia's continued support for its fossil fuel industry undermines any serious attempt at contributing its fair share to addressing climate change. Instead, Australia could exploit its vast renewables potential and critical mineral resources to transition to a new export industry. Streamlining regulatory approvals for large-scale renewable energy projects and strong government support for electric vehicles could help to decarbonise the power and transport sectors, which together amount to almost 50% of Australia's emissions.

For further details on the Australia's current policies and action, please see our [Australia assessment](#).

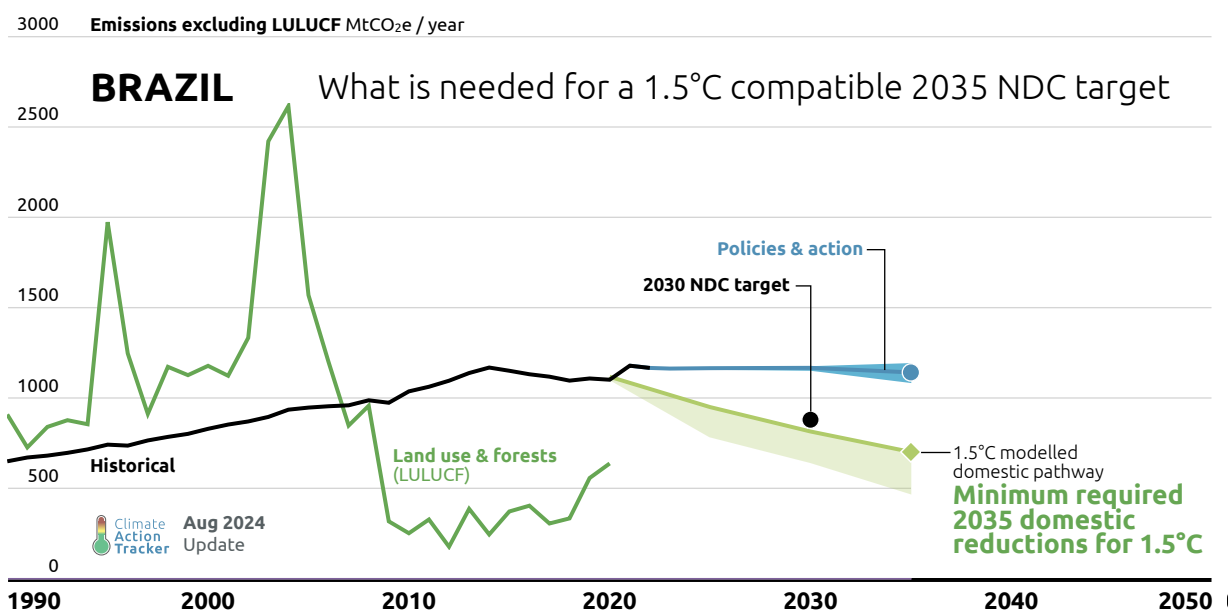
* Developed (Annex I) countries need to meet their fair share obligations under the Paris Agreement by reducing emissions as much as possible domestically, while also supporting developing (Annex II) countries in reducing theirs. The 1.5°C modelled domestic pathway for developed countries represents the global least-cost emissions reductions that a country should achieve at home. Significant climate finance & international support often need to be provided in addition to ensure the country meets its fair share obligations.



Troika countries



BRAZIL



BRAZIL	INCLUDING land use & forests	EXCLUDING land use & forests
2030 targets	Emissions reductions from 2005 levels	
Current 2030 NDC target	53%	7%
1.5°C compatible Target aligned with 1.5°C modelled domestic pathways	75%	13%
2035 targets		
1.5°C compatible Target aligned with 1.5°C modelled domestic pathways	85%	25%

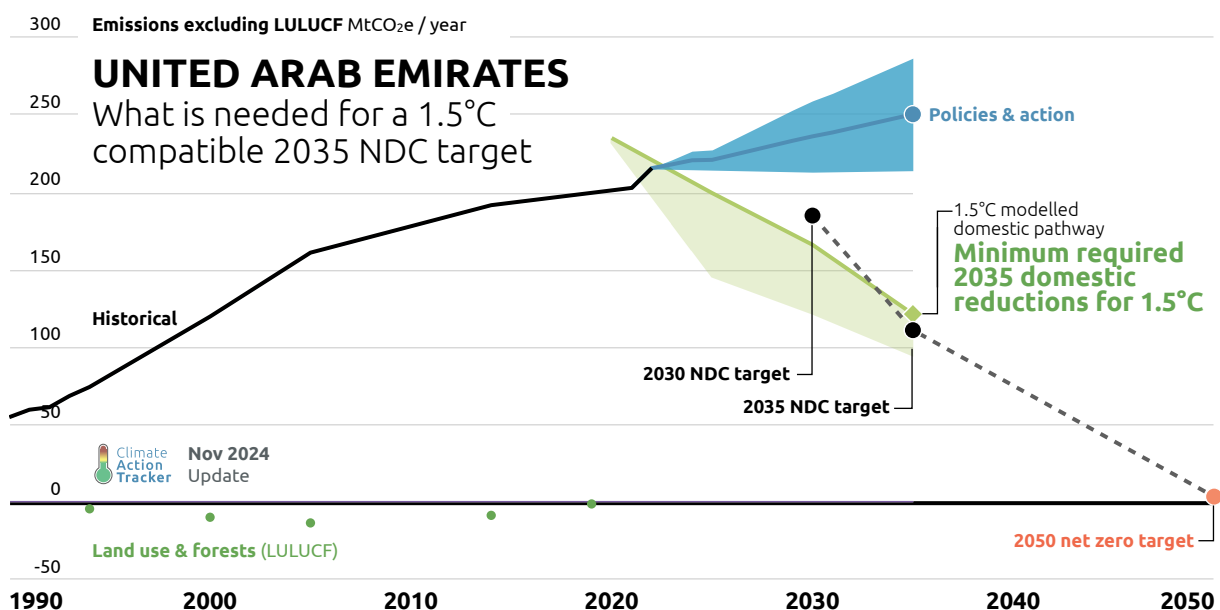
An NDC in line with 1.5°C compatible modelled domestic pathways for Brazil: 75% below 2005 levels by 2030 and 85% below 2005 levels by 2035 (emissions from all sectors, including LULUCF).

Brazil’s policies are at present out of step with its targets. Current policy pathways would lead to emissions of 1,100 – 1,200 MtCO₂e (excl. LULUCF) or 15-30% above 2005 levels in 2035.

Brazil’s 2035 emissions should be 706 MtCO₂e (excl. LULUCF) 25% below 2005 levels or 368 MtCO₂e (incl. LULUCF) 85% below 2005 levels to be in line with our 1.5°C modelled domestic pathway. This can be achieved through a fossil fuel phase-out and stronger mitigation measures in its agriculture and forestry sectors.

For further details on the Brazil’s current policies and action, please see our [Brazil’s assessment](#).

UNITED ARAB EMIRATES



UNITED ARAB EMIRATES	INCLUDING land use & forests	EXCLUDING land use & forests
2030 targets		
	Emissions reductions from 2019 levels	
Current 2030 NDC target	7%	7%
1.5°C compatible Target aligned with 1.5°C modelled domestic pathways	21%	17%
2035 targets		
Current 2035 NDC target	48%	44%
1.5°C compatible Target aligned with 1.5°C modelled domestic pathways	43%	39%

An NDC in line with 1.5°C compatible modelled domestic pathways for the UAE: 22% below 2019 levels by 2030 and 43% below 2019 levels by 2035 (emissions from all sectors, including LULUCF).

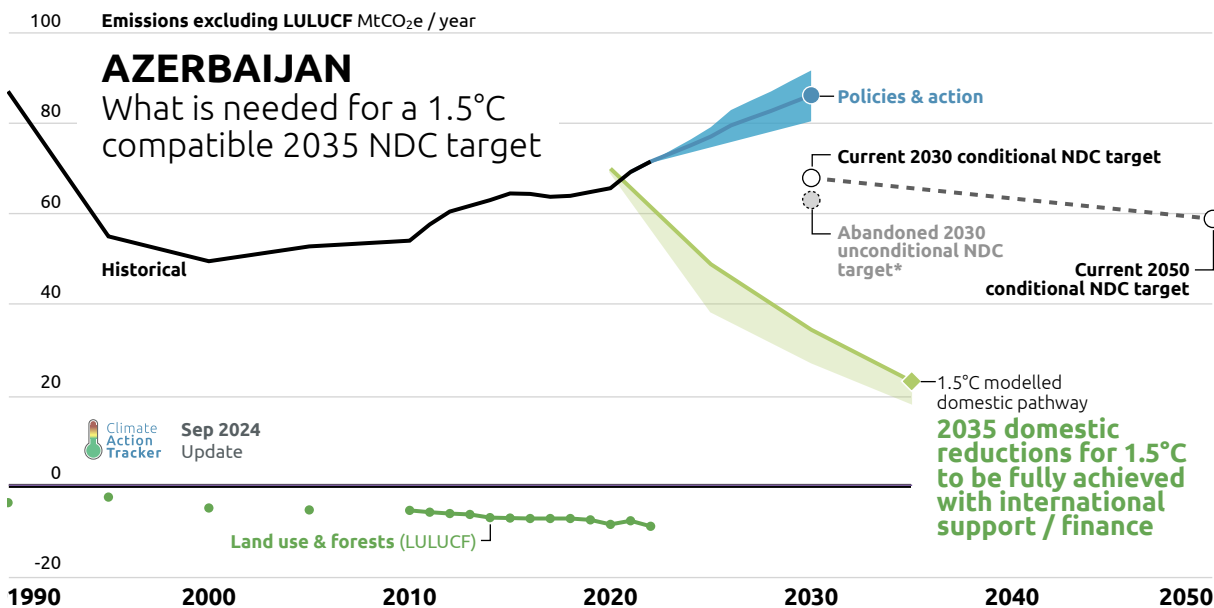
The UAE was the first country to submit a 2035 NDC. Its 2035 target is below our 1.5°C modelled domestic pathway. However, the UAE's new NDC did not increase the ambition of its 2030 emission reduction target, which is well above our 1.5°C modelled domestic pathway.

At the same time, the UAE's current policies and action would lead to emissions of 215–286 MtCO₂e (excl. LULUCF) in 2035. If all other countries followed a similar level of ambition, the world would experience over 4°C warming.

A 1.5°C compatible UAE would need to initiate policies immediately to reduce emissions 22% below 2019 levels by 2030 and 43% by 2035 (incl. LULUCF). This can be achieved by rapidly diversifying its economy away from fossil fuels through a renewable energy rollout and improving the transparency of its climate targets and underlying data.

For further details on the UEA's current policies and action, please see our [UAE assessment](#).

AZERBAIJAN



AZERBAIJAN	INCLUDING land use & forests	EXCLUDING land use & forests
2030 targets	Emissions reductions from 1990 levels	
Current 2030 Conditional NDC	40% ⁷	22%
1.5°C compatible Target aligned with 1.5°C modelled domestic pathways	64%	60%
2035 targets		
1.5°C compatible Target aligned with 1.5°C modelled domestic pathways	77%	73%

An NDC in line with 1.5°C compatible modelled domestic pathways for Azerbaijan: 64% below 1990 levels by 2030 and 77% below 1990 levels by 2035 (emissions from all sectors, including LULUCF).

Rather than “[keeping 1.5°C within reach](#)”, Azerbaijan pushed it further away by submitting in 2022 an NDC weaker than its predecessor. Not only has it dropped its 2030 target, Azerbaijan also intends to increase fossil gas extraction by 30% by the end of the decade.

To be in line with our 1.5°C modelled domestic pathway Azerbaijan would need to commit to reducing emissions by 77% below 1990 levels by 2035, corresponding to an emissions level of 19 MtCO₂e (incl. LULUCF). This can be driven by submitting an updated NDC with stronger, near-term emissions reduction targets, and the preparation of a fossil fuel phase out strategy.

For further details on the Azerbaijan’s current policies and action, please see our [special report on Azerbaijan](#).

7 In its updated NDC submitted in 2023, Azerbaijan abandoned its initial 2030 target.



Annex 1: Assumptions

To calculate the LULUCF part of the modelled domestic pathways we start from data published in a paper from [Gidden, M., et al.](#), which converts IAM 1.5°C pathways from the model-based convention (in which land-use = a global net source) to the national inventories based accounting convention (in which land-use = a net sink).

We split this data into gross emissions (largely from deforestation) and gross sink (largely from maintaining existing forest and expanding via A/R). For each of these we downscale separately using a ratio-based approach. So if Brazil e.g. is responsible for X% of deforestation emissions in Latin America in the historical period (using 2016–2020 to smooth out yearly variations in LULUCF), then Brazil gets X% of future gross emissions from deforestation (which are rapidly declining). Similarly, if Brazil represents Y% of the gross sink in Latin America in 2016–2020, it gets Y% of the future sink (which is growing to start but then begins to decline after net zero CO₂ as CO₂ fertilisation effects decline).

Historical data comes from the NGHGs (using [Grassi et al.](#)).



Annex 2: Emissions levels

The data on targets and policies & actions quantified in the tables below can be found on each country's CAT assessment page available at climateactiontracker.org/countries.

CHINA	2030		2035	
	Including land use & forests MtCO ₂ e	Excluding land use & forests MtCO ₂ e	Including land use & forests MtCO ₂ e	Excluding land use & forests MtCO ₂ e
Policies & action	-	13819–14568	-	12296–12993
Current NDC target	-	13512–14568	-	-
1.5°C compatible Target aligned with 1.5°C modelled domestic pathways	4757	6837	3153	5197

UNITED STATES	2030		2035	
	Including land use & forests MtCO ₂ e	Excluding land use & forests MtCO ₂ e	Including land use & forests MtCO ₂ e	Excluding land use & forests MtCO ₂ e
Policies & action	-	4575–5359	-	3780–5071
Current NDC target	3186–3318	3790–4131	-	-
1.5°C compatible Target aligned with 1.5°C modelled domestic pathways	2303	3130	1313	2225

INDIA	2030		2035	
	Including land use & forests MtCO ₂ e	Excluding land use & forests MtCO ₂ e	Including land use & forests MtCO ₂ e	Excluding land use & forests MtCO ₂ e
Policies & action	-	3962–4295	-	4273–4529
Current conditional NDC	-	4214–4504	-	-
1.5°C compatible Target aligned with 1.5°C modelled domestic pathways	2052	2719	1679	2122

EUROPEAN UNION	2030		2035	
	Including land use & forests MtCO ₂ e	Excluding land use & forests MtCO ₂ e	Including land use & forests MtCO ₂ e	Excluding land use & forests MtCO ₂ e
Policies & action	-	2471–2755	-	1992–2471
Current NDC target	2083 ⁸	2307 ⁹	-	-
1.5°C compatible Target aligned with 1.5°C modelled domestic pathways	1490	1815	1020	1274

⁸ Including LULUCF but excluding indirect CO₂ and international aviation

⁹ Excluding LULUCF, indirect CO₂, and international aviation

INDONESIA	2030		2035	
	Including land use & forests MtCO ₂ e	Excluding land use & forests MtCO ₂ e	Including land use & forests MtCO ₂ e	Excluding land use & forests MtCO ₂ e
Policies & action	-	1487–1628	-	-
Current conditional NDC	-	1805	-	-
Draft conditional NDC¹⁰	1345–1468	1438–1588	1266–1400	1527–1609
1.5°C compatible Target aligned with 1.5°C modelled domestic pathways	801	833	549	698

JAPAN	2030		2035	
	Including land use & forests MtCO ₂ e	Excluding land use & forests MtCO ₂ e	Including land use & forests MtCO ₂ e	Excluding land use & forests MtCO ₂ e
Policies & action	-	871–971	-	746–887
Current NDC target	766	813	-	-
1.5°C compatible Target aligned with 1.5°C modelled domestic pathways	418	482	261	311

AUSTRALIA	2030		2035	
	Including land use & forests MtCO ₂ e	Excluding land use & forests MtCO ₂ e	Including land use & forests MtCO ₂ e	Excluding land use & forests MtCO ₂ e
Policies & action	-	438	-	355
Current 2030 NDC target	342	422	-	-
1.5°C compatible Target aligned with 1.5°C modelled domestic pathways	231	295	137	214

BRAZIL	2030		2035	
	Including land use & forests MtCO ₂ e	Excluding land use & forests MtCO ₂ e	Including land use & forests MtCO ₂ e	Excluding land use & forests MtCO ₂ e
Policies & action	-	1162–1180	-	1094–1197
Current NDC target	1182	884	-	-
1.5°C compatible Target aligned with 1.5°C modelled domestic pathways	628	819	368	706

¹⁰ The values presented in this row are expressed in GWP from the IPCC AR5.

UNITED ARAB EMIRATES	2030		2035	
	Including land use & forests MtCO ₂ e	Excluding land use & forests MtCO ₂ e	Including land use & forests MtCO ₂ e	Excluding land use & forests MtCO ₂ e
Policies & action	-	214–259	-	215–286
Current NDC target	182	185	104	111
1.5°C compatible Target aligned with 1.5°C modelled domestic pathways	156	166	112	121

AZERBAIJAN	2030		2035	
	Including land use & forests MtCO ₂ e	Excluding land use & forests MtCO ₂ e	Including land use & forests MtCO ₂ e	Excluding land use & forests MtCO ₂ e
Policies & action	-	81–92	-	-
Current conditional NDC target	54	68	-	-
1.5°C compatible Target aligned with 1.5°C modelled domestic pathways	30	35	19	23



Authors



Climate Analytics

Jane Ellis
Sofia Gonzales-Zuñiga
Bill Hare
Sarah Heck
Eoin Quill



NewClimate Institute

Niklas Höhne
Ana Missirliau

Editing and Design

Cindy Baxter
Designers For Climate

Acknowledgments

We would like to thank the wider [CAT team](#) for their work on country assessments, which contributed to this briefing.

Authors names are listed alphabetically

The Consortium



The Climate Action Tracker (CAT) is an independent scientific analysis produced by two research organisations tracking climate action since 2009. We track progress towards the globally agreed aim of holding warming well below 2°C, and pursuing efforts to limit warming to 1.5°C.

climateactiontracker.org



Climate Analytics is a non-profit institute leading research on climate science and policy in relation to the 1.5°C limit in the Paris Agreement. It has offices in Germany, the United States, Togo, Australia, Nepal and Trinidad and Tobago.

climateanalytics.org



NewClimate Institute is a non-profit institute established in 2014. NewClimate Institute supports research and implementation of action against climate change around the globe, covering the topics international climate negotiations, tracking climate action, climate and development, climate finance and carbon market mechanisms. NewClimate Institute aims at connecting up-to-date research with the real world decision making processes.

newclimate.org



Institute for Essential Services Reform (IESR) is an energy and environment focused think-tank that aims to accelerate the energy transition by supporting sustainable mobility, green economy, and well designed climate change policy. IESR has experience mainly in Indonesia, but is expanding its focus to work in other regions and countries.

iesr.or.id